



























G-Ceram MF Base Paste												▶ For masking metal framework and increase the bonding effects						
G-Ceram MF Opaque										A0 - D4		▶ For masking the metal framework and give a base shade						
A0	A1	A2	A3	A3,5	A4	B0	B1	B2	B3	B4	C1	C2	C3	C4	D2	D3	D4	
G-Ceram MF Opaque - Dentine										A0 - D4		▶ To be used in the cervical areas to avoid loss in color of pontics						
A0	A1	A2	A3	A3,5	A4	B0	B1	B2	B3	B4	C1	C2	C3	C4	D2	D3	D4	
G-Ceram MF Chroma - Dentine										A0 - D4		▶ Increase the chroma effect of dentine in the upper half of crown						
A0	A1	A2	A3	A3,5	A4	B0	B1	B2	B3	B4	C1	C2	C3	C4	D2	D3	D4	
G-Ceram MF Dentine										A0 - D4		▶ Mainshade material to build up the ceramic restoration according to natural teeth						
A0	A1	A2	A3	A3,5	A4	B0	B1	B2	B3	B4	C1	C2	C3	C4	D2	D3	D4	
G-Ceram MF Incisal												▶ Last layer of build up the ceramic restoration according to natural teeth						
I1	I2	I3	I4	I5	I6	Opal incisal clear		Opal incisal light		Opal incisal medium		Transparent						

<p>G-Ceram MF Opaque Modifier</p>		White	<p>▶ For coloring the inside to obtain effects of depth</p> <p>▶ Creating special characterization</p>
		Yellow	
		Ocher	
		Brown	
		Gray	
		Pink	
		Orange	

<p>G-Ceram MF Shoulder</p>		Bleach	<p>▶ Used on esthetic transition zone of labially decreased metal copings</p>
		Light	
		Medium-Light	
		Medium	
		Medium-Dark	
		Dark	


<p>G-Ceram MF Dentine Modifier</p>		White	<p>▶ For preparing mamelons and creating special characterization</p> <p>▶ For coloring the inside to obtain effects of depth</p> <p>▶ Used for intensify the dentin shade</p>
		Yellow	
		Ocher	
		Brown	
		Gray	
		Pink	
		Orange	
		Blue	
		Violet	




<p>G-Ceram MF Gum Shade</p>		Light	<p>▶ Gum materials for aesthetic appearance</p>
		Medium	
		Dark	

<p>G-Ceram MF Incisal Modifier</p>		White	<p>▶ For different characterization and individualization</p> <p>▶ Provide different colors of translucency effects</p>
		Yellow	
		Ocher	
		Brown	
		Gray	
		Pink	
		Orange	
		Blue	
		Violet	

<p>G-Ceram MF Liquids</p>		Opaque	▶ Used to mix all opaque materials
		Modelling	▶ Used to mix all dentine, incisal and additional materials
		Glaze & Stain	▶ Used to mix all glaze & stain powders

<p>G-Ceram MF High Glaze</p>		▶ For polish surface of restoration
-------------------------------------	--	-------------------------------------

<p>G-Ceram MF Stain</p>		White	<p>▶ Used to provide the same characteristic image as natural teeth</p> <p>▶ Used for restoration make up alone or mixed with one another</p>
		Yellow	
		Ocher	
		Brown	
		Gray	
		Pink	
		Orange	
		Blue	
		Violet	
		Green	
		Black	

<p>G-Ceram MF Add On</p>		Light	<p>▶ Used for corrections and adjustment of shape after glaze firing</p>
		Medium	
		Dark	